

G2211004-V04 UHF Duplexer



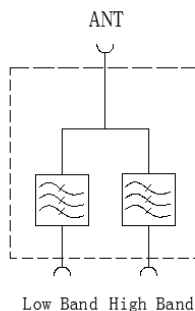
410-415 / 420-425

UHF Duplexer 410-415 / 420-425

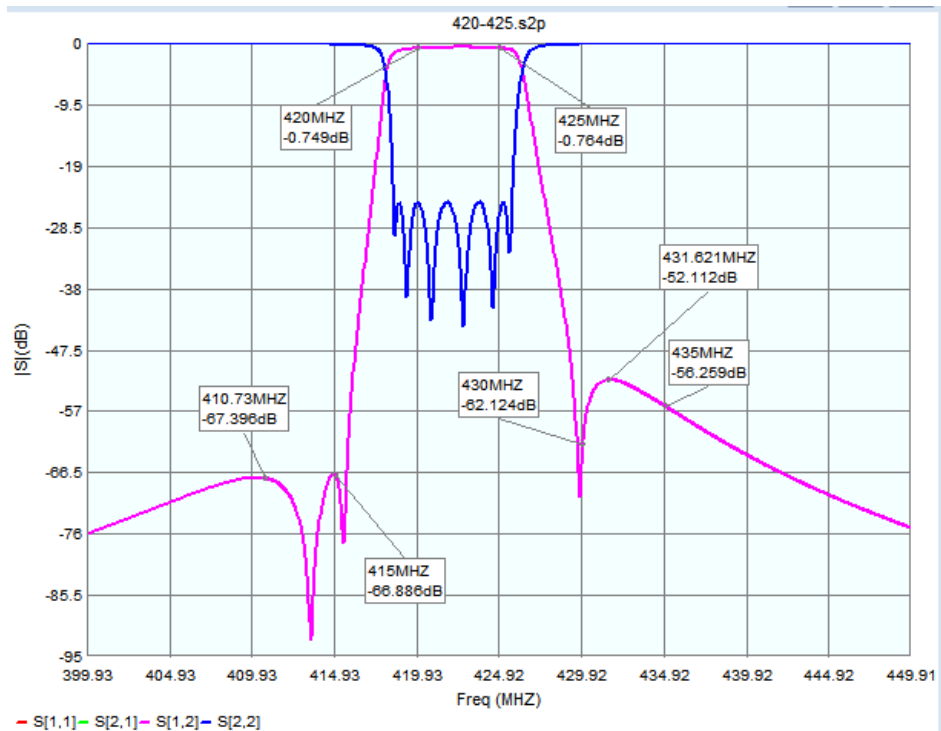
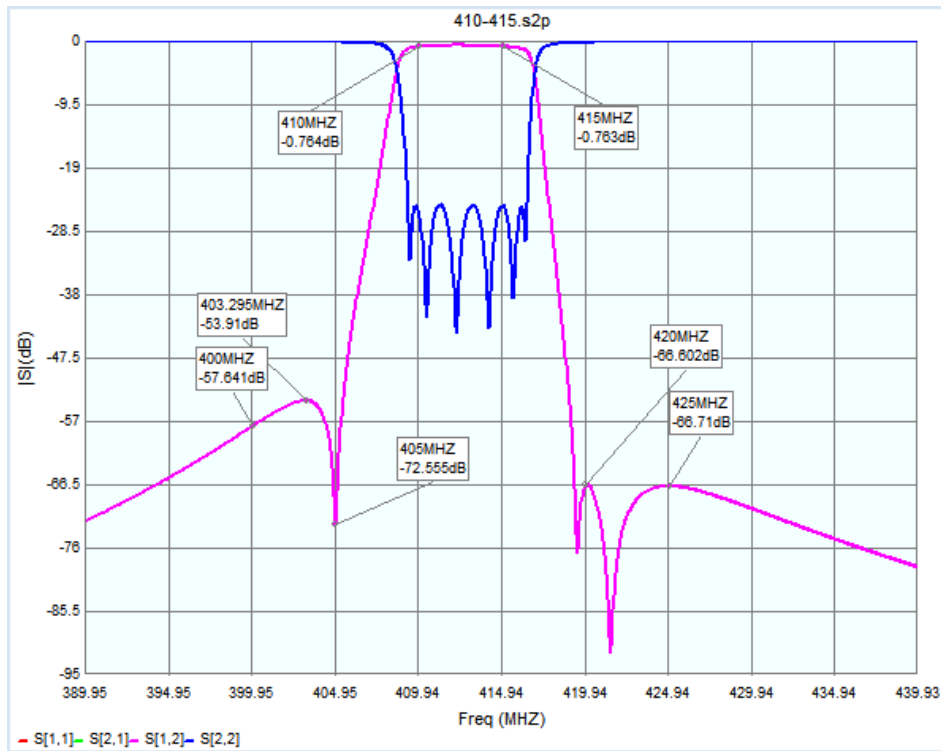
Preliminary

Type	G2211004-V04 Single Unit	
Frequency (MHz)	Low Band 410-415	High Band 420-425
Insertion Loss (dB)	≤ 0.80	≤ 0.80
Ripple (dB)	≤ 0.50	≤ 0.50
Out-of-Band Rejection (dB)	≥ 50 (DC-400MHz) ≥ 50 (400-405MHz) ≥ 65 (420-425MHz) ≥ 65 (425-1000MHz)	≥ 65 (DC-410MHz) ≥ 65 (410-415MHz) ≥ 50 (430-435MHz) ≥ 50 (435-1000MHz)
PIM3 (dBc, @2x43dBm)	≤ -150	
Isolation (dB)	≥ 65	
VSWR	≤ 1.25	
Return Loss (dB)	≥ 19	
Input Impedance (ohm)	50	
Input Power, Avg. (W)	200 per Port	
Input Power, Peak (W)	1,500	
DC Stop	Between All Ports	
Connectors	7/16 Female	
Dimension (mm) (excluding mounting screw and connector)	265 x 248 x 81	
Weight (kgs)	6	
Ingress Protection Class	Indoor Application Only	
Operational RH (%)	≤ 95	
Operating Temperature (°C)	-20 to +60	
Storage Temperature (°C)	-40 to +85	
Barometric Pressure (kPa)	55 to 106	
Optional Accessory	Rack Mount Kit: W0010001-V01 (Front Mount) / W0010003-V01 (Rear Mount)	

(E)



410-415 / 420-425



Typical Attenuation Characteristics

